

- Group II, Zone 1 & 2, hazardous area high bay with optional high-output 3 hour emergency function

- Product marking summary

Ex II 2 GD

Ex db IIC T* Gb

Ex tb IIIC T* Db

- CE, RoHS, ATEX, IECEx international product marks

- The most competitive, high-end solution for projects worldwide



Stanford Series

Explosion Proof Grain Store Lighting

CDN:SPEC255REV1

Technical Specifications Summary



Performance Summary:

Code (Series-Wattage/Size)	STA-30	STA-45	STA-60	STA-80	STA-100	STA-120	STA-150	STA-200	STA-240	STA-300
Nominal Power	30W	45W	60W	80W	100W	120W	150W	200W	240W	300W
Luminaire Efficacy @ CRI>70	120lm/W	126lm/W	122lm/W	121lm/W	125lm/W	122lm/W	118lm/W	127lm/W	125lm/W	118lm/W
Lumen Output @ CRI>70	3,600lm	5,310lm	6,840lm	9,040lm	11,700lm	13,680lm	16,500lm	23,800lm	28,080lm	33,000lm
Chip Lumen Maintenance (TM21 Reported)	L70B50 ≥50,000 hours									
Certification	CE, RoHS, ATEX, IECEx									
Product Warranty	5 Years, 3 Years (Emergency)									

Light Source and Photometric Parameters:

Chip Brand, Model, & Size	Lumiled Luxeon 5050									
Light Emission	Direct									
CCT	5700K, (3000K, 4000K, 5000K optional)									
CRI	≥70, (≥80 optional)									
Diffusers	Clear									
Symmetric Light Distribution	60°, 80°, 120°									

Electrical Parameters:

System Operating Power	30W	45W	60W	80W	100W	120W	150W	200W	240W	300W
System Power Factor	>0.9									
Input Voltage	100-277VAC, 220-240VAC (Emergency)									
Input Frequency	50-60Hz									
Power Factor	>0.98									
THD	<10%									
Insulation Class	I									
Surge Protection/Fusing	5kV									

Environmental Parameters:

IP Rating	IP66									
IK Rating ²	IK08, (IK10 Optional)									
Ambient Usage Tolerance	-40°C to 55°C, -20°C to 55°C (Emergency)									
Ambient Storage Tolerance	-20°C to 55°C									
Ambient Humidity Tolerance	0% to 90% RH									

Physical/Mechanical Parameters:

Product Dimensions: ø x H (mm)	275 x 195	330 x 197	415 x 197
Wire-In-Only Electrical Connection	Recommended 1mm² to 4mm²		
Wire-In-Wire-Out Electrical Connection	Recommended 1mm² to 4mm²		
Wire-In-Wire-Out Installation	Yes (up to 4 separate cable gland entries for 30W-240W)		
Inlet Thread	M20 (M20x1.5), M25 (M25x1.5), NPT3/4"		
Gland Type ^{3,4}	Brass with Nickel Plated Non-Armoured (Armoured optional)		
Suitable Cable Size (ø) ⁵	M20 = 6.1-13.2mm, M25 = 9.5-15.9mm, NPT3/4" = 12.5-20.5mm		

Physical/Mechanical Parameters:

Fixture Weight ⁶	8.5kg	11.0kg	14.0kg
Fixture Primary Material(s)	ADC12 Aluminium Alloy (1.5-3.5% Copper) and 316 Stainless Steel Fixings		
Fixture Finish	Epoxy Powder Coated		
Lens(es) Materials	UV Stabilised Polycarbonate		

Technical Specifications Summary

Code (Series-Wattage/Size)	STA-30	STA-45	STA-60	STA-80	STA-100	STA-120	STA-150	STA-200	STA-240	STA-300
Options/Accessories:										
Mounting Styles	Universal Bracket, Slip Fit, In-Line Pipe Connector, Eye Bolt									
Miscellaneous Accessories	Wire Guard, Integrated Emergency (Remote Test), Microwave Sensor									
Available Product Colours	Grey (RAL7040)									

¹ Details are for standard non-dimming driver

² (Format: "IK Rating: Housing" / "IK Rating: Front Face") – IK10 if fitted with wire guard accessory

³ Wire-in-wire-out compatible products supplied with one non-armoured ATEX certified gland and one ATEX certified blanking plug.

⁴ Armoured Cable gland available as a optional accessory. Please contact Kellwood for more information.

⁵ Stated cable size is applicable to standard gland. Armoured cable may vary, contact Kellwood for more information.

⁶ Excludes bracketry. Refer to the Packaging Weights & Dimensions data sheet for bracketry and accessory weights

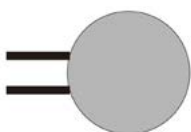
Emergency Options Summary:

Emergency Variant Code	E3R1									
Test Method	Remote-Test									
Style	Integrated									
Output Power in Emergency Mode	10W									
Emergency Lumen Output @ 6000K CCT	1,150 to 1,250lm									
Emergency Correction Factor	0.333	0.222	0.166	0.125	0.100	0.083	0.066	0.050	0.041	N/A
Battery Brand	Dison									
Battery Model	HRH26/51(C) D-MH-20047									
Battery Chemical Composition	Ni-MH									
Battery Capacity	4000mAh									
Output Power Duration	3 hours									
Time to Charge	24 hours									

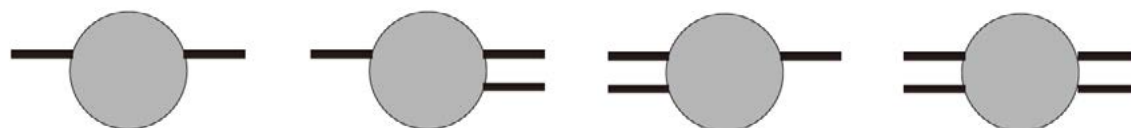
Wire-In-Wire-Out Configuration

The Stanford series is supplied with one ATEX certified gland (for unarmoured cable) and one ATEX certified blanking plug, as standard.

The Stanford series has a variety of wire-in-wire-out configurations. As standard, it is supplied with two cable inlets on the same side as indicated in the plan (top-down view) below:



Other wire-in-wire-out options are available.



If you require a non-standard configuration please specify at time of order.

All stated values should be considered indicative only. Technical data is provided from sample luminaires and construction components as assessed by OEM(s) under industry-standard, laboratory conditions. In practice, stated values can vary. Kellwood Lighting operates a policy of continual product improvement. Our luminaires' capabilities are regularly enhanced to outperform in-class market alternatives. Please contact our technical team directly for clarifications prior to purchase. All images depicted should be considered indicative only. Stated product warranty periods do not include associated labour costs. Stated product warranty periods are for UK projects only. For international projects, please contact our offices directly. Optional upgrades can often affect or supersede unit technical parameters, capabilities, and warranties. It is the responsibility of the purchasing authority to ensure selected hardware is suitable for application. For further documentation, including Returns Policy and Conditions of Unit Failure, please contact our offices. Hazardous area documentation (eg. ATEX) are issued to OEM codes. Please do not look directly at LED lighting products during operation.

This datasheet & corresponding certification should be reviewed by a competent person to ensure project suitability.

©2025 Kellwood Lighting Ltd. All rights reserved.

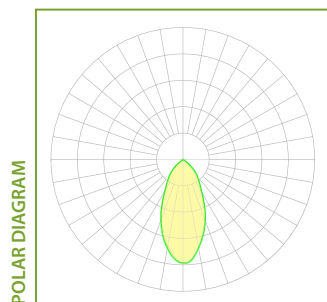
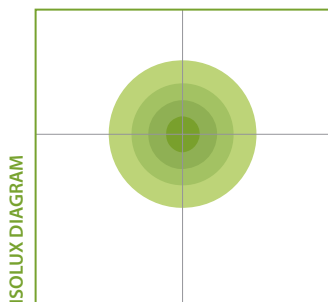
Technical Specifications Summary

Certifications							
Division	ATEX Zone 1 & 21 and 2 & 22						
Product Marking	<div>Ex II 2 G D</div> <div>Ex db IIC T* Gb</div> <div>Ex tb IIIC T* Db</div> <div>*for further information please see temperature table</div>						
Temperature Table							
Product	Rated Power (Watts)	Temperature Class - Non-Emergency				Temperature Class - Emergency	
		-40° to 55°C (Ta)		-40° to 65°C (Ta)		-20° to 55°C (Ta)	
		Gas	Dust	Gas	Dust	Gas	Dust
Stanford Series	30W	T5	T95°C			T5	T95°C
	45W			T4	T105°C		
	60W						
	80W			-	-		
	100W			T4	T105°C		
	120W						
	150W						
	200W						
	240W						
	300W	T4	T115C			-	-
Certificate Number							
ATEX	TÜV 20 ATEX 8608 X						
IECEx	IECEx TUR 20.0068X						

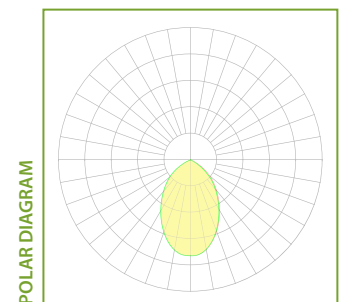
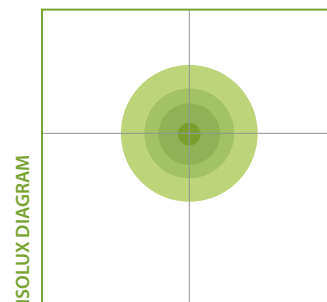
Please note - images shown are intended to be illustrative only. For exact data, please refer to specific product photometry, available for download from our website.

Indicative Product Photometry

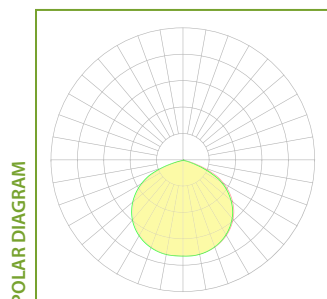
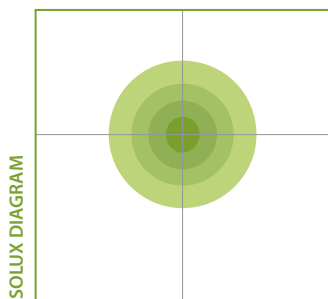
60° Circular



80° Circular



120° Circular



Colourations on isolux diagrams are qualitative, i.e. the same colour on any two isolux diagrams will not necessarily have the same lux value.

Technical Specifications Summary




Mounting Options

Universal Bracket, Pipe Clamp Mount, Eye Bolt & Slip Fit available




Distribution

3 varied symmetric optics available



User Friendly

Terminal block enclosure covers are secured to the luminaire for easier installation & faster maintenance



Environmental Protection

IP66, ADC12 aluminium alloy c/w corrosion resistant epoxy powder-coated finish



Impact Protection

IK08 as standard, IK10 front face with a wire guard accessory.



Reduced Glare

Recessed & spaced light engines also allow for excellent heat dissipation & low junction temperature



Emergency Mode

Optional maintained, 3 hour emergency function (integrated)



Warranty

Non-emergency fitting C/W 5 year warranty. Emergency fitting C/W 3 year warranty.

Unique Feature of the Stanford Series Explosion Proof Grain Store Lighting

Polycarbonate lenses offer several key benefits when used for lighting in grain stores. Firstly, polycarbonate is extremely durable and impact resistant, which is essential in environments where plant/machinery movement and dust may damage overhead lighting. Unlike glass, polycarbonate is shatter-resistant, reducing the risk of broken lenses contaminating stored grain and enhancing overall safety.

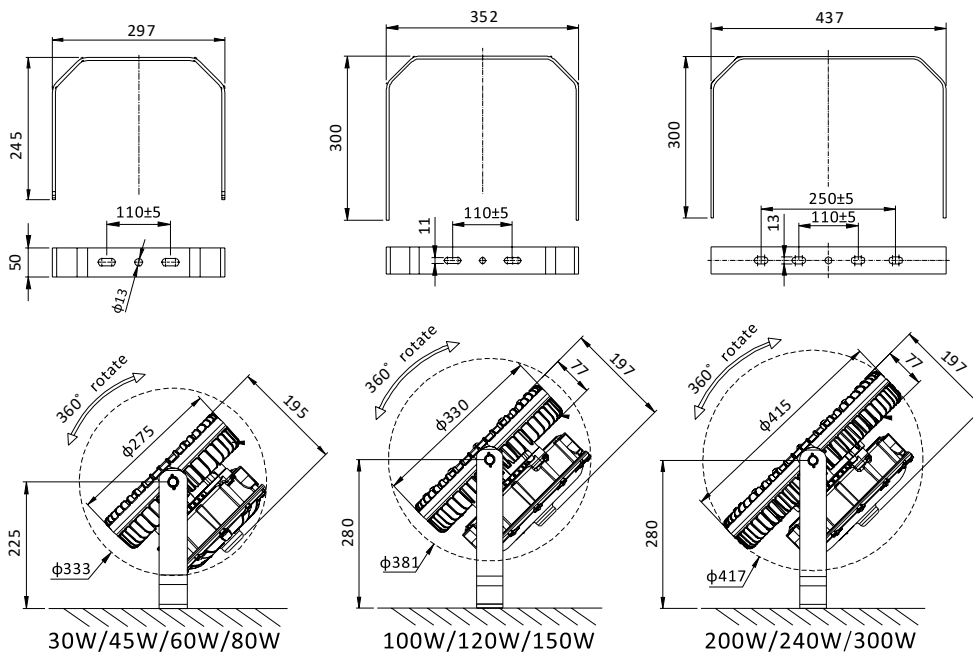
Additionally, polycarbonate lenses are lightweight and resistant to chemicals and UV radiation, ensuring they maintain clarity and structural integrity over time despite exposure to sunlight, dust, and agricultural chemicals. This durability translates into lower maintenance costs, making them a cost-effective and beneficial solution when considering lighting for grain storage facilities



Dimensional Drawings

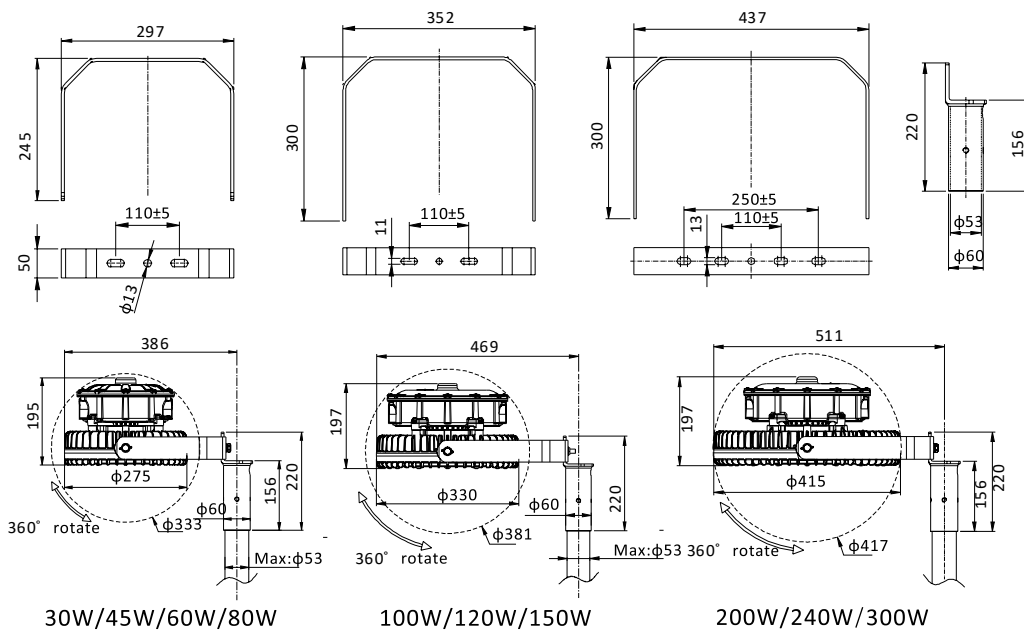
Universal Bracket

(unit:mm)



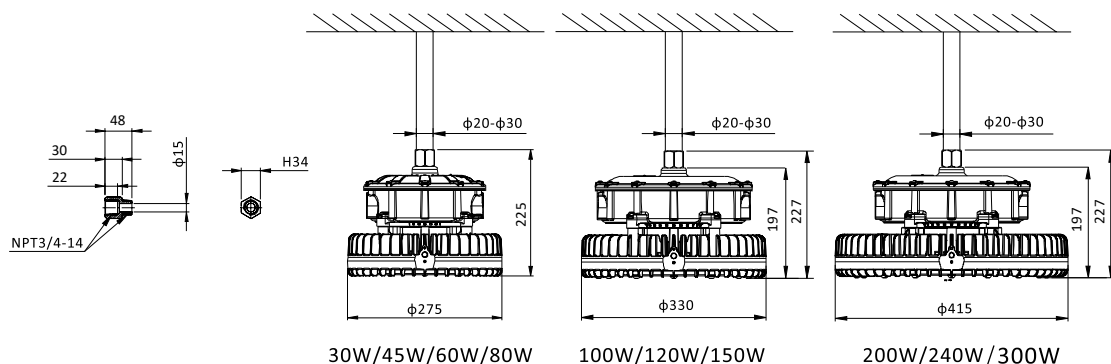
Slip Fit Mount

(unit:mm)



In-Line Pipe Mount

(unit:mm)





Standard product code fields are presented as:

Further customisation may be available - please contact us if required



Product Ordering Codes

PRODUCT	POWER	CRI & CCT	OPTIC	DRIVER	MOUNTING	COLOUR	THREAD	CONFIGURABLE OPTIONS
STA	30 30W	730 CRI >70, 3000K	60PC 60° CIRCULAR	V4 INPUT VOLTAGE 100-277 VAC	UB UNIVERSAL BRACKET	GR GREY	I1 M25 INLET THREAD	E3R1 ¹ INTEGRATED 3 HOUR 10W MAINTAINED EMERGENCY (REMOTE TEST)
	45 45W	740 CRI >70, 4000K	80PC 80° CIRCULAR	V11 ² INPUT VOLTAGE 220-240 VAC	EB EYE BOLTS		I2 NPT3/4" INLET THREAD	WG WIRE GRILL (IK10)
	60 60W	750 CRI >70, 5000K	120PC ¹ 120° CIRCULAR	V4D3 DALI - INPUT VOLTAGE 100-277 VAC	IP IN-LINE PIPE CONNECTOR		I4 M20 INLET THREAD	M1 ³ MULTI-STEP DIMMING MICROWAVE SENSOR
	80 80W	757 CRI >70, 5700K		V11D3 ¹ DALI - INPUT VOLTAGE 220-240 VAC	SF SLIP FIT MOUNT			
	100 100W	830 CRI >80, 3000K			US 316 STAINLESS STEEL UNIVERSAL BRACKET			
	120 120W	840 CRI >80, 4000K						
	150 150W	850 CRI >80, 5000K						
	200 200W	857 CRI >80, 5700K						
	240 240W							
	300 300W							

Product Ordering Code Examples:

STA-120-757-120PC-V4-UB-GR-I1

STA-60-750-120PC-V11-IP-GR-I4-E3R1

CONTACT OUR OFFICE FOR FURTHER INFORMATION ON DRIVER PARAMETERS

BRACKETS & ACCESSORIES

CODE	DESCRIPTION
STA-UB	UNIVERSAL BRACKETS FOR STANFORD SERIES
STA-EB	EYE BOLTS FOR STANFORD SERIES
STA-IP	IN-LINE PIPE CONNECTOR FOR STANFORD SERIES
STA-SF	SLIP FIT MOUNT FOR STANFORD SERIES
STA-WG	WIRE GRILL FOR STANFORD SERIES
STA-US	316 STAINLESS STEEL UNIVERSAL BRACKET FOR STANFORD SERIES

GENERAL NOTES:

- IF MORE THAN ONE MODIFICATION IS REQUIRED, SEPARATE EACH MODIFICATION WITH A HYPHEN AT THE END OF THE PRODUCT CODE
- PLEASE ENSURE SELECTION OF COMPATIBLE DRIVER FOR OCCUPANCY SENSORS WITH DIMMING FUNCTIONALITY
- PLEASE NOTE THAT MODIFICATIONS WHICH AFFECT LIGHT OUTPUT HAVE SEPARATE PHOTOMETRIC FILES IDENTIFIED WITH "...+(MODIFICATION)"
- ALTERNATIVE DRIVERS MAY BE AVAILABLE - PLEASE CONTACT OUR OFFICE FOR FURTHER DETAILS
- IF PRODUCT IS CUSTOMISED, CODES WILL BE ALTERED AS NECESSARY - HAZARDOUS AREA CERTIFIED PRODUCT MODIFICATIONS ARE TYPICALLY LIMITED TO BRACKETRY (TO ENSURE COMPLIANCE WITH CERTIFICATION)
- HAZARDOUS AREA CERTIFIED PRODUCTS ARE LISTED USING KELLWOOD'S STANDARD ORDERING CODE TEMPLATE FOR MARKETING PURPOSES. PRODUCTS WILL BE SUPPLIED WITH OEM NAMEPLATES, CODES & DOCUMENTATION CORRESPONDING TO PRODUCT CERTIFICATION