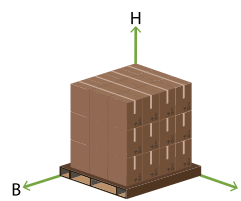
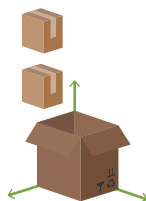
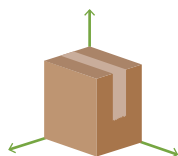


Base Product Packaging & Delivery



POWER / SIZE (ACCESSORY)	BOX DIMENSIONS GROSS WEIGHT (1 LIGHT / BOX)	CARTON DIMENSIONS BOXES / CARTON	PALLET DIMENSIONS LIGHTS / PALLET	TYPICAL LEAD TIME
EDW-4	40 x 15 x 9 cm 2.3kg	48 x 34 x 35 cm 6 Boxes / Carton	120L x 100B x 150H cm 144 Lights / Pallet	5-10 Working Days

PRODUCT AND PACKAGING WEIGHTS, DIMENSIONS AND MINIMUM ORDER QUANTITIES (MOQs) ARE INDICATIVE AND MAY VARY ACCORDING TO EXACT SPECIFICATION. THE FIGURES ABOVE MAY EXCLUDE BRACKETRY & ACCESSORIES.

MOQs FOR ECONOMY SHIPPING ARE FOR THE DELIVERY ASPECT OF ORDERING ONLY. THERE MAY BE ADDITIONAL MOQs FOR PARTICULAR PRODUCT VARIANTS (CRI/CCT, COLOUR, MODIFICATIONS, ETC). PLEASE CONTACT OUR OFFICE FOR FURTHER DETAILS.

ITEMS THAT HAVE A NOTABLE AFFECT ON BASE PRODUCT PACKAGING & DELIVERY

PART (ACCESSORY MOUNTING OPTION OR MODIFICATION)	NET WEIGHT EACH	PACKAGING	TYPICAL PACKAGING (IF SEPARATELY PACKAGED)
EDW-LG-KIT ADHESIVE LEGEND KIT FOR: ARROW UP, ARROW DOWN, ARROW LEFT & ARROW RIGHT	N/A	Packaged With Product	N/A
EDW-SRK1 SEMI RECESSING KIT - TRIM PLATE & MOUNTING BRACKETS	0.2kg	Packaged With Product	N/A