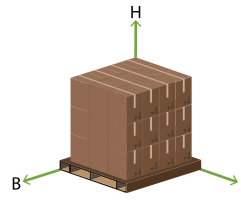
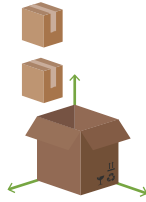
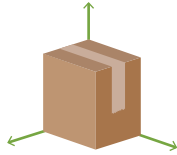


## Base Product Packaging & Delivery



POWER / SIZE (ACCESSORY)	BOX DIMENSIONS GROSS WEIGHT (1 LIGHT / BOX)	CARTON DIMENSIONS BOXES / CARTON	PALLET DIMENSIONS LIGHTS / PALLET	TYPICAL LEAD TIME
<b>ELP-2</b>	<b>21 x 37 x 7 cm</b> 1.5kg	<b>48 x 34 x 35 cm</b> 8 Boxes / Carton	<b>120L x 100B x 150H cm</b> 192 Lights / Pallet	<b>5-10 Working Days</b>
<b>ELP-3</b>	<b>21 x 37 x 7 cm</b> 1.5kg	<b>48 x 34 x 35 cm</b> 8 Boxes / Carton	<b>120L x 100B x 150H cm</b> 192 Lights / Pallet	<b>5-10 Working Days</b>

PRODUCT AND PACKAGING WEIGHTS, DIMENSIONS AND MINIMUM ORDER QUANTITIES (MOQs) ARE INDICATIVE AND MAY VARY ACCORDING TO EXACT SPECIFICATION. THE FIGURES ABOVE MAY EXCLUDE BRACKETRY & ACCESSORIES.

MOQs FOR ECONOMY SHIPPING ARE FOR THE DELIVERY ASPECT OF ORDERING ONLY. THERE MAY BE ADDITIONAL MOQs FOR PARTICULAR PRODUCT VARIANTS (CRI/CCT, COLOUR, MODIFICATIONS, ETC). PLEASE CONTACT OUR OFFICE FOR FURTHER DETAILS.