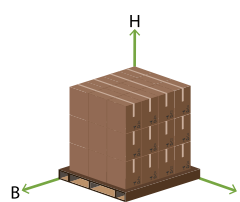
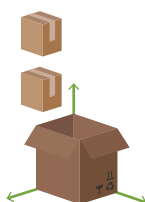
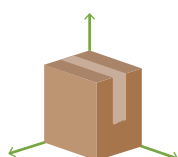


Base Product Packaging & Delivery



| POWER / SIZE (ACCESSORY) | BOX DIMENSIONS GROSS WEIGHT (1 LIGHT / BOX) | CARTON DIMENSIONS BOXES / CARTON | PALLET DIMENSIONS LIGHTS / PALLET | TYPICAL LEAD TIME |
|-----------------------------|---|--|---|--------------------------|
| EWI-2-SM | 34 x 23 x 7 cm 1.0kg | 48 x 34 x 35 cm 6 Boxes / Carton | 120L x 100B x 150H cm 144 Lights / Pallet | 5-10 Working Days |
| EWI-2-RM | 34 x 23 x 7 cm 1.0kg | 48 x 34 x 35 cm 6 Boxes / Carton | 120L x 100B x 150H cm 144 Lights / Pallet | 5-10 Working Days |
| EWI-3-SM | 34 x 23 x 7 cm 1.0kg | 48 x 34 x 35 cm 6 Boxes / Carton | 120L x 100B x 150H cm 144 Lights / Pallet | 5-10 Working Days |
| EWI-3-RM | 34 x 23 x 7 cm 1.0kg | 48 x 34 x 35 cm 6 Boxes / Carton | 120L x 100B x 150H cm 144 Lights / Pallet | 5-10 Working Days |

PRODUCT AND PACKAGING WEIGHTS, DIMENSIONS AND MINIMUM ORDER QUANTITIES (MOQs) ARE INDICATIVE AND MAY VARY ACCORDING TO EXACT SPECIFICATION. THE FIGURES ABOVE MAY EXCLUDE BRACKETRY & ACCESSORIES.

MOQs FOR ECONOMY SHIPPING ARE FOR THE DELIVERY ASPECT OF ORDERING ONLY. THERE MAY BE ADDITIONAL MOQs FOR PARTICULAR PRODUCT VARIANTS (CRI/CCT, COLOUR, MODIFICATIONS, ETC). PLEASE CONTACT OUR OFFICE FOR FURTHER DETAILS.