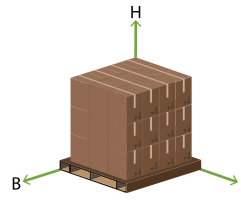
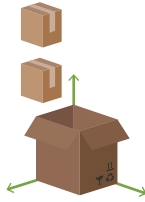
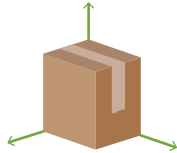


Base Product Packaging & Delivery



POWER / SIZE (ACCESSORY)	BOX DIMENSIONS GROSS WEIGHT (1 LIGHT / BOX)	CARTON DIMENSIONS BOXES / CARTON	PALLET DIMENSIONS LIGHTS / PALLET	TYPICAL LEAD TIME
ELI-6	28 x 30 x 10 cm 2kg	48 x 34 x 35 cm 6 Boxes / Carton	120L x 100B x 150H cm 144 Lights / Pallet	5-10 Working Days

PRODUCT AND PACKAGING WEIGHTS, DIMENSIONS AND MINIMUM ORDER QUANTITIES (MOQs) ARE INDICATIVE AND MAY VARY ACCORDING TO EXACT SPECIFICATION. THE FIGURES ABOVE MAY EXCLUDE BRACKETRY & ACCESSORIES.

MOQs FOR ECONOMY SHIPPING ARE FOR THE DELIVERY ASPECT OF ORDERING ONLY. THERE MAY BE ADDITIONAL MOQs FOR PARTICULAR PRODUCT VARIANTS (CRI/CCT, COLOUR, MODIFICATIONS, ETC). PLEASE CONTACT OUR OFFICE FOR FURTHER DETAILS.